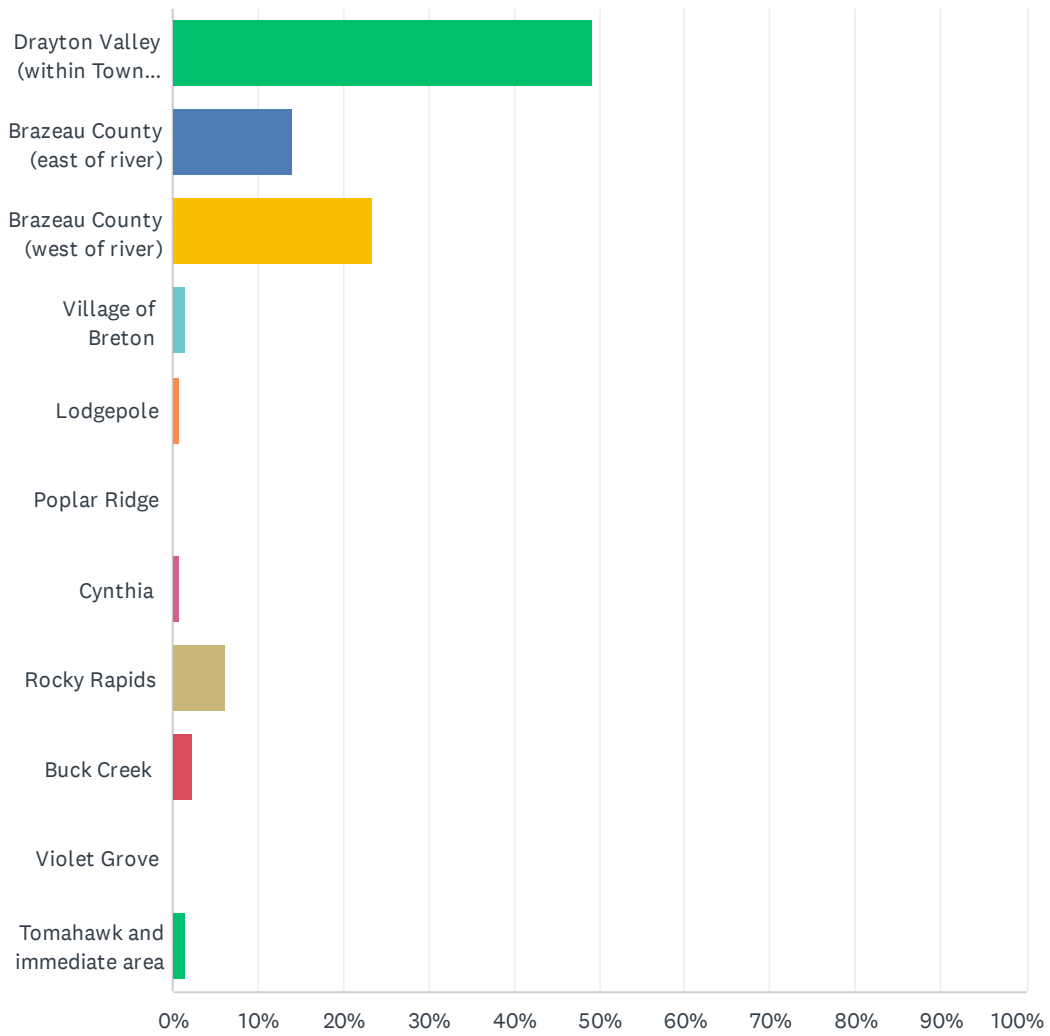


# Q1 Where do you live?

Answered: 128 Skipped: 0

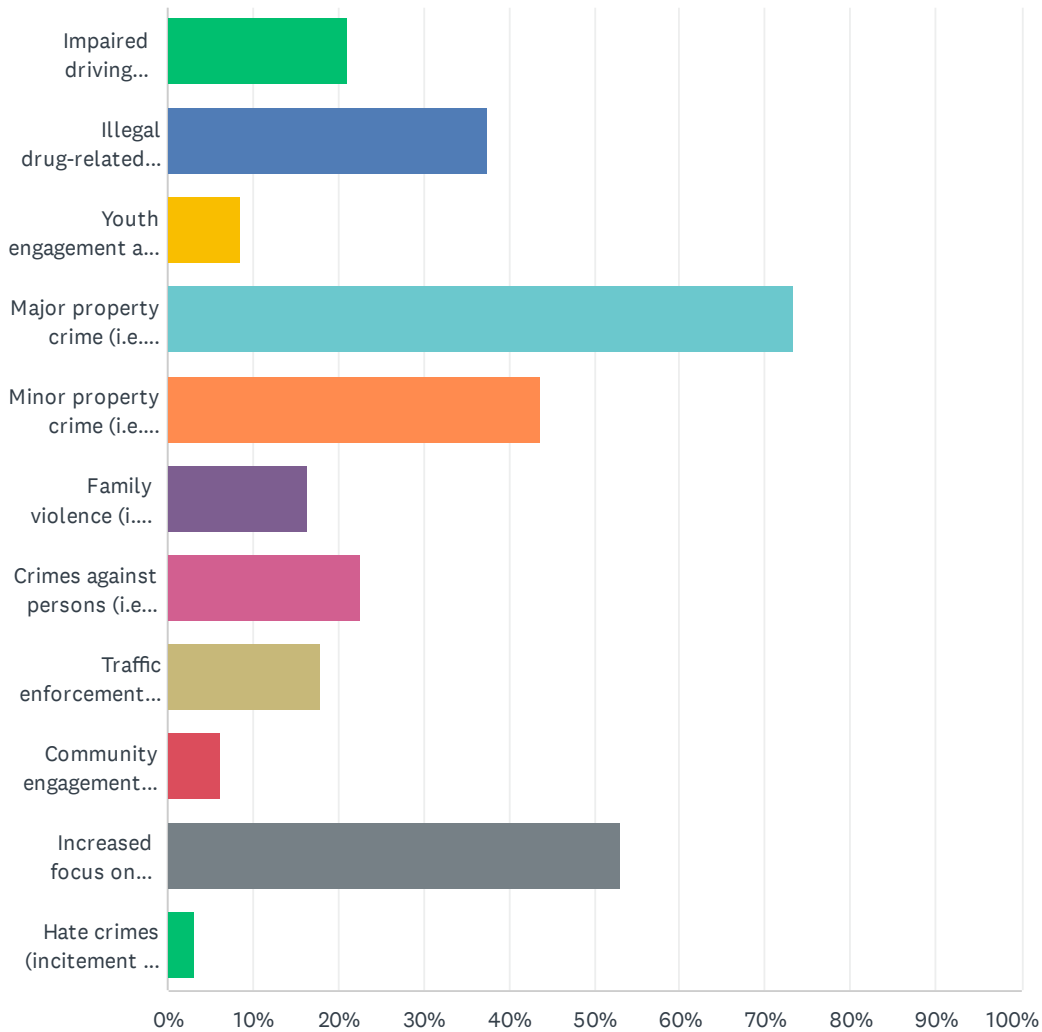


## 2023 RCMP Policing Priorities Survey

ANSWER CHOICES	RESPONSES	
Drayton Valley (within Town limits)	49.22%	63
Brazeau County (east of river)	14.06%	18
Brazeau County (west of river)	23.44%	30
Village of Breton	1.56%	2
Lodgepole	0.78%	1
Poplar Ridge	0.00%	0
Cynthia	0.78%	1
Rocky Rapids	6.25%	8
Buck Creek	2.34%	3
Violet Grove	0.00%	0
Tomahawk and immediate area	1.56%	2
<b>TOTAL</b>		<b>128</b>

Q2 Please select three (3) policing priorities from the below list that you believe should be top policing priorities for Drayton Valley and Breton RCMP in 2023, in addition to responding to calls for service.

Answered: 128 Skipped: 0

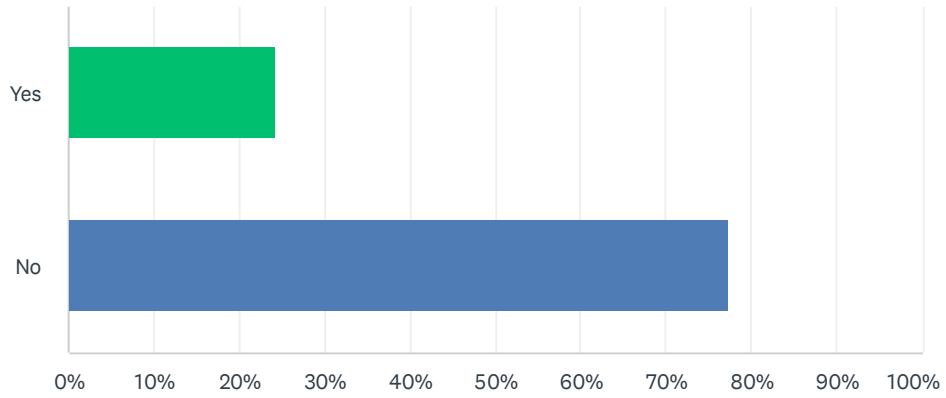


## 2023 RCMP Policing Priorities Survey

ANSWER CHOICES	RESPONSES	
Impaired driving (drugs/alcohol)	21.09%	27
Illegal drug-related offences (i.e. possession and trafficking)	37.50%	48
Youth engagement and development (i.e. community school resource officer)	8.59%	11
Major property crime (i.e. break and enters, theft of motor vehicles and theft over \$5,000)	73.44%	94
Minor property crime (i.e. vandalism, theft from motor vehicles and theft under \$5,000)	43.75%	56
Family violence (i.e. domestic abuse and threats)	16.41%	21
Crimes against persons (i.e. assaults and threats)	22.66%	29
Traffic enforcement (i.e. aggressive driving and distracted driving)	17.97%	23
Community engagement (i.e. community crime watch and alternative patrols like bike, boat and ATV)	6.25%	8
Increased focus on prolific offenders	53.13%	68
Hate crimes (incitement or wilful promotion of hatred)	3.13%	4
Total Respondents: 128		

### Q3 In the last year, have you been a victim of a crime that you did not report?

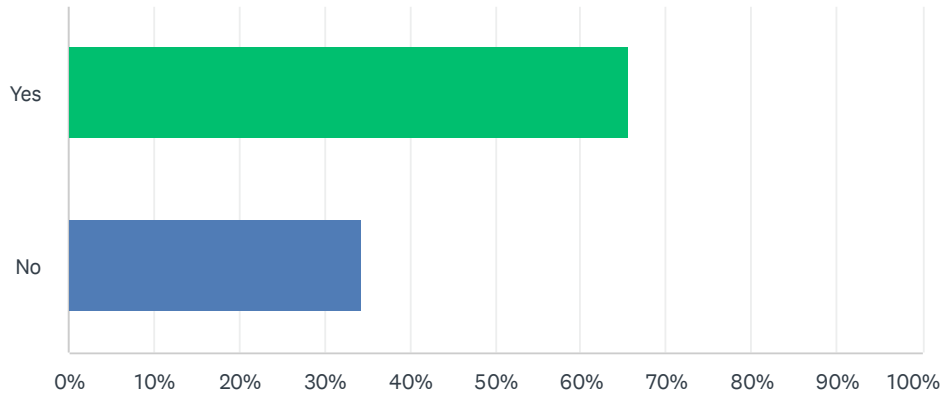
Answered: 128 Skipped: 0



ANSWER CHOICES	RESPONSES	
Yes	24.22%	31
No	77.34%	99
Total Respondents: 128		

### Q4 Do you know how to report a non-emergency (i.e: theft of a small item) to the RCMP?

Answered: 128 Skipped: 0



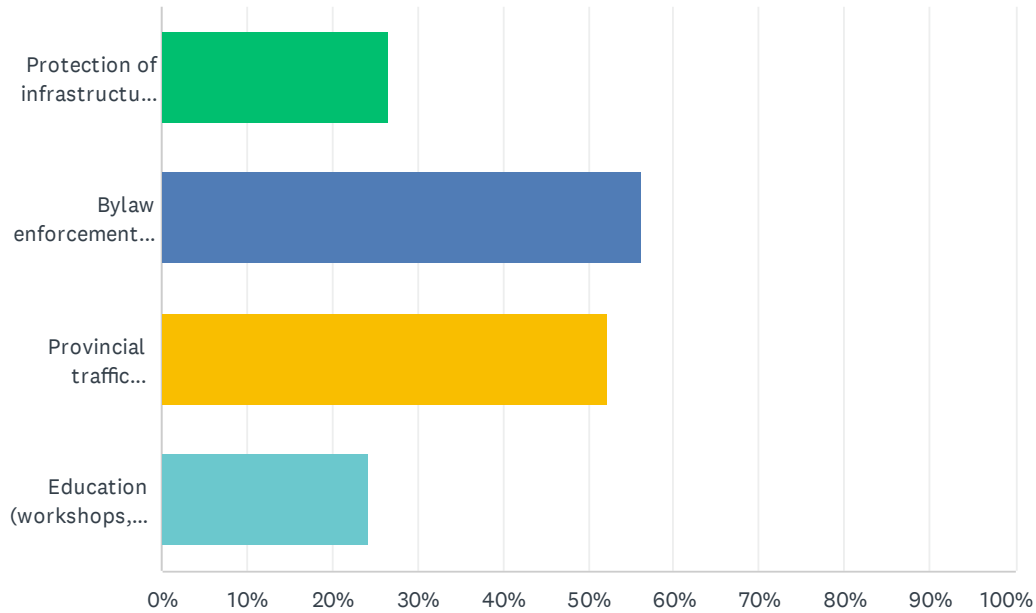
ANSWER CHOICES	RESPONSES	
Yes	65.63%	84
No	34.38%	44
Total Respondents: 128		

**Q5 The RCMP and represented municipalities welcome your feedback on policing priorities in your area. If you wish to provide any feedback, please write your comments below.**

Answered: 49 Skipped: 79

## Q6 Please select from the below list your priorities for Community Peace Officers

Answered: 128 Skipped: 0

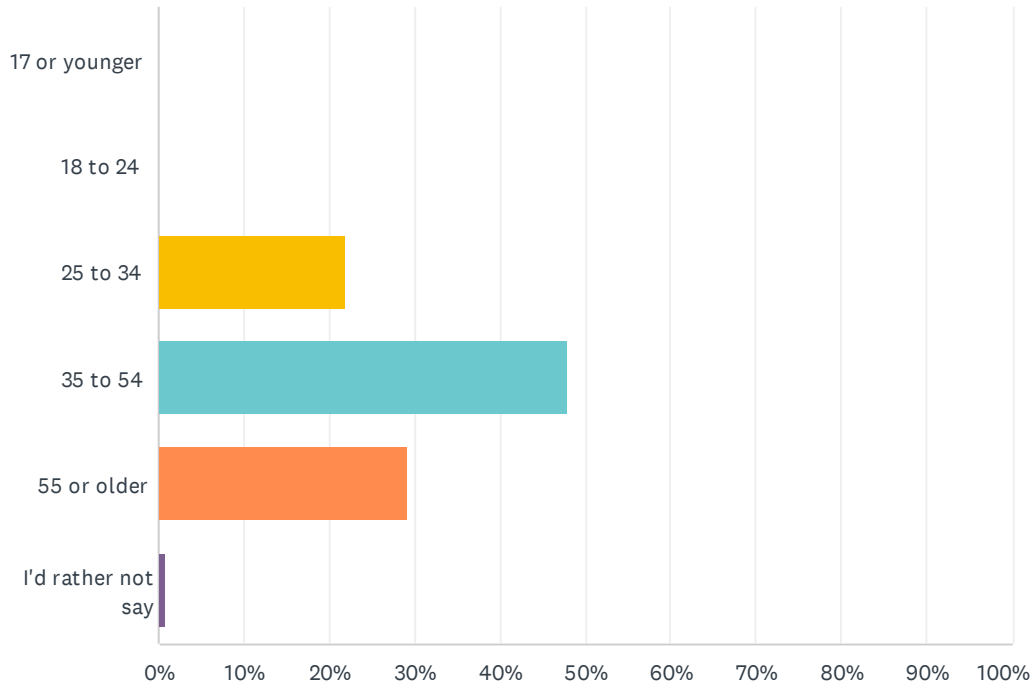


ANSWER CHOICES	RESPONSES	
Protection of infrastructure (road ban enforcement, overweight vehicles, dangerous goods route)	26.56%	34
Bylaw enforcement (OHV Bylaw, Noise Bylaw, Animal Control Bylaw)	56.25%	72
Provincial traffic enforcement (speeding, distracted driving)/patrols	52.34%	67
Education (workshops, open houses, training courses)	24.22%	31
Total Respondents: 128		



## Q7 What is your age? (optional)

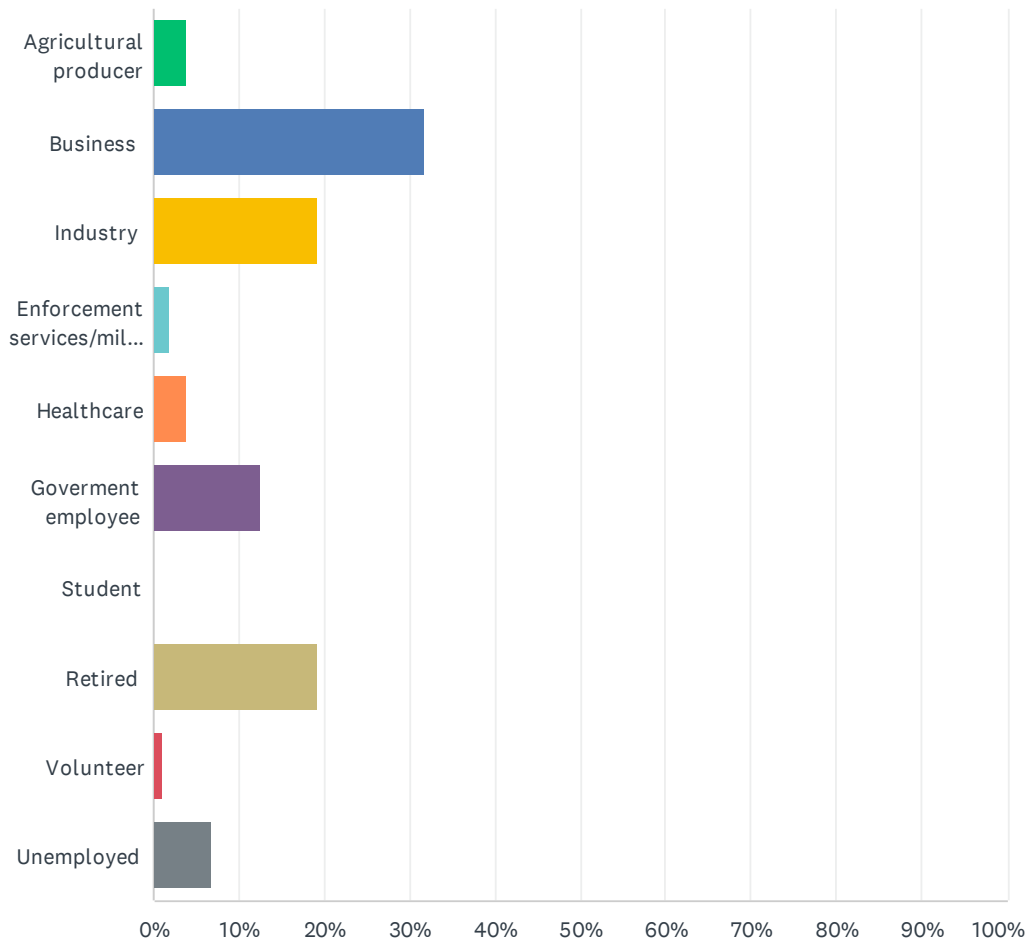
Answered: 127 Skipped: 1



ANSWER CHOICES	RESPONSES	
17 or younger	0.00%	0
18 to 24	0.00%	0
25 to 34	22.05%	28
35 to 54	48.03%	61
55 or older	29.13%	37
I'd rather not say	0.79%	1
<b>TOTAL</b>		<b>127</b>

## Q8 What is your occupation? (optional)

Answered: 104 Skipped: 24



## 2023 RCMP Policing Priorities Survey

ANSWER CHOICES	RESPONSES	
Agricultural producer	3.85%	4
Business	31.73%	33
Industry	19.23%	20
Enforcement services/military	1.92%	2
Healthcare	3.85%	4
Government employee	12.50%	13
Student	0.00%	0
Retired	19.23%	20
Volunteer	0.96%	1
Unemployed	6.73%	7
<b>TOTAL</b>		<b>104</b>