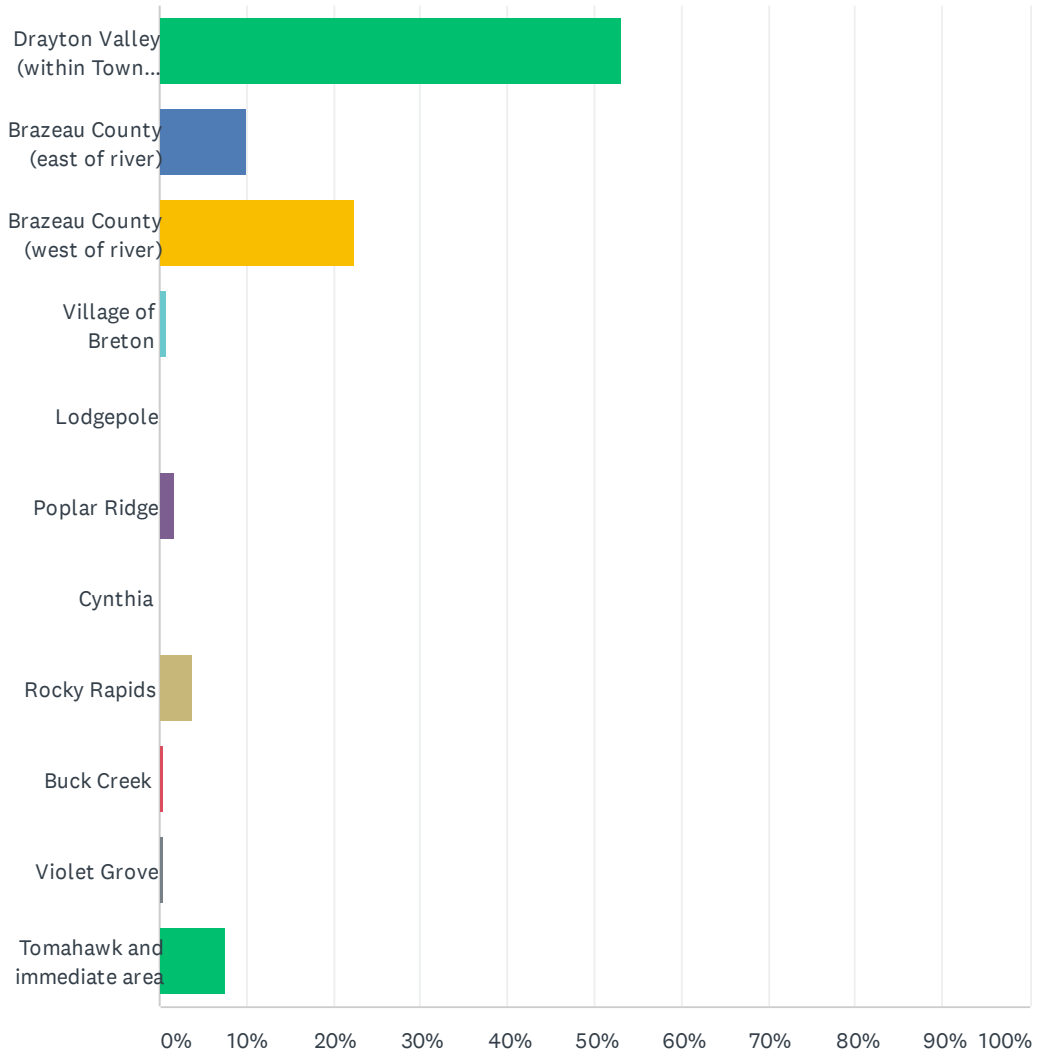


# Q1 Where do you live?

Answered: 241 Skipped: 0

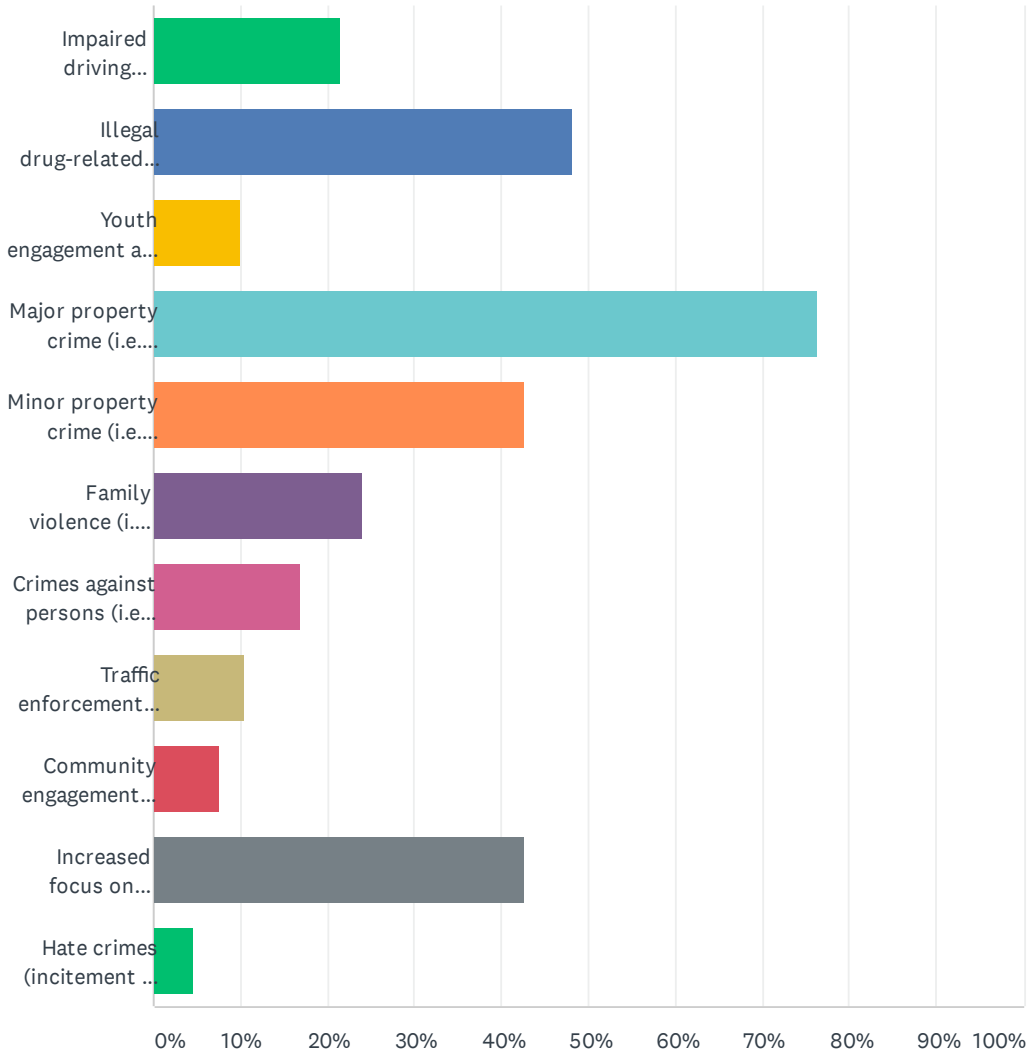


## 2021 RCMP Policing Priorities

ANSWER CHOICES	RESPONSES	
Drayton Valley (within Town limits)	53.11%	128
Brazeau County (east of river)	9.96%	24
Brazeau County (west of river)	22.41%	54
Village of Breton	0.83%	2
Lodgepole	0.00%	0
Poplar Ridge	1.66%	4
Cynthia	0.00%	0
Rocky Rapids	3.73%	9
Buck Creek	0.41%	1
Violet Grove	0.41%	1
Tomahawk and immediate area	7.47%	18
<b>TOTAL</b>		<b>241</b>

Q2 Please select three (3) policing priorities from the below list that you believe should be top policing priorities for Drayton Valley and Breton RCMP in 2021, in addition to responding to calls for service.

Answered: 241 Skipped: 0



## 2021 RCMP Policing Priorities

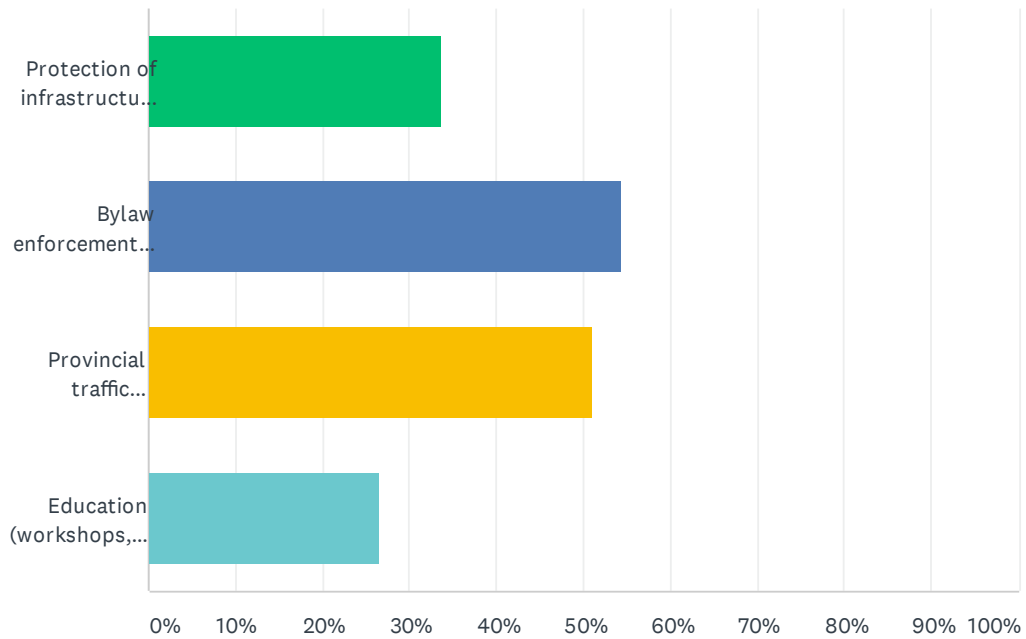
ANSWER CHOICES	RESPONSES	
Impaired driving (drugs/alcohol)	21.58%	52
Illegal drug-related offences (i.e. possession and trafficking)	48.13%	116
Youth engagement and development (i.e. community school resource officer)	9.96%	24
Major property crime (i.e. break and enters, theft of motor vehicles and theft over \$5,000)	76.35%	184
Minor property crime (i.e. vandalism, theft from motor vehicles and theft under \$5,000)	42.74%	103
Family violence (i.e. domestic abuse and threats)	24.07%	58
Crimes against persons (i.e. assaults and threats)	17.01%	41
Traffic enforcement (i.e. aggressive driving and distracted driving)	10.37%	25
Community engagement (i.e. community crime watch and alternative patrols like bike, boat and ATV)	7.47%	18
Increased focus on prolific offenders	42.74%	103
Hate crimes (incitement or wilful promotion of hatred)	4.56%	11
Total Respondents: 241		

**Q3 The RCMP and represented municipalities welcome your feedback on policing priorities in your area. If you wish to provide any feedback, please write your comments below.**

Answered: 76 Skipped: 165

## Q4 Please select from the below list your priorities for Community Peace Officers

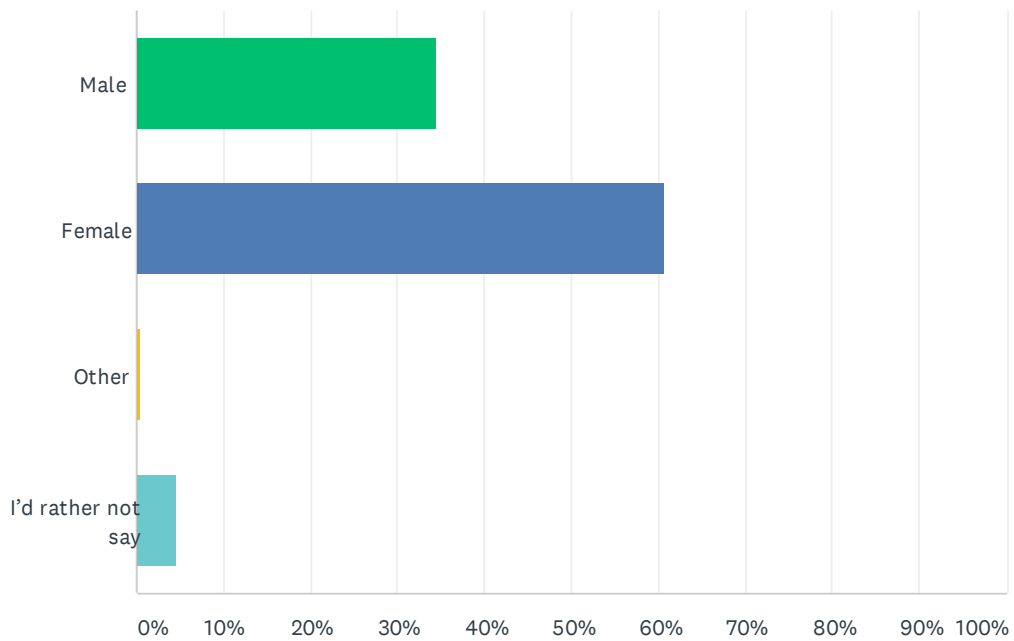
Answered: 241 Skipped: 0



ANSWER CHOICES	RESPONSES	
Protection of infrastructure (road ban enforcement, overweight vehicles, dangerous goods route)	33.61%	81
Bylaw enforcement (OHV Bylaw, Noise Bylaw, Animal Control Bylaw)	54.36%	131
Provincial traffic enforcement (speeding, distracted driving)/patrols	51.04%	123
Education (workshops, open houses, training courses)	26.56%	64
Total Respondents: 241		

### Q5 Please select the below category that best represents your gender? (optional)

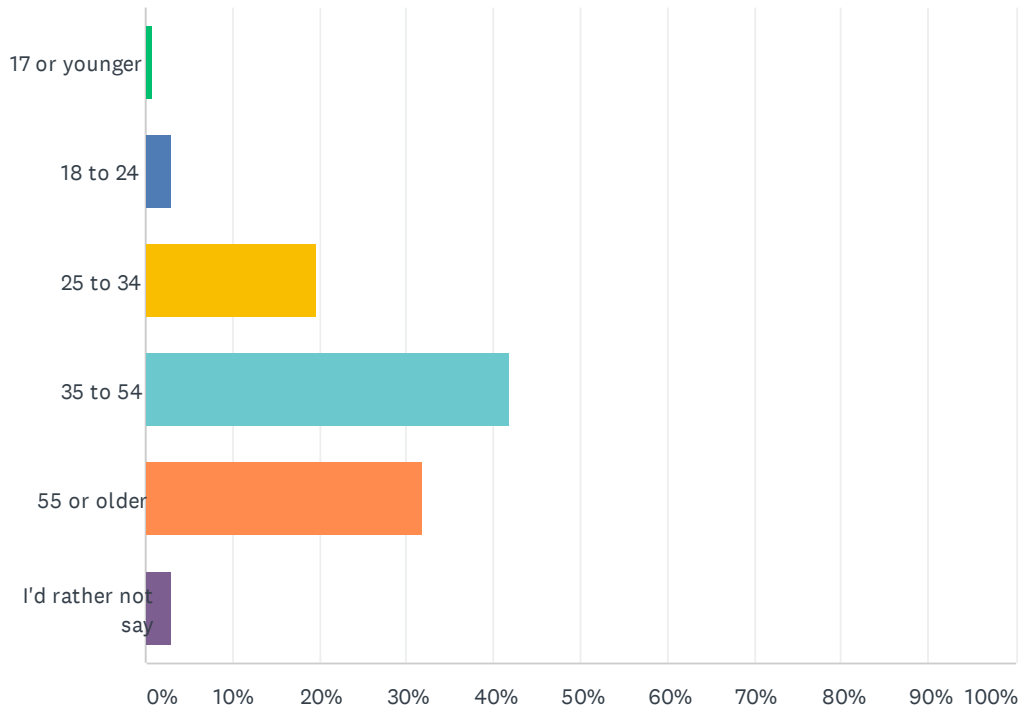
Answered: 241 Skipped: 0



ANSWER CHOICES	RESPONSES	
Male	34.44%	83
Female	60.58%	146
Other	0.41%	1
I'd rather not say	4.56%	11
<b>TOTAL</b>		<b>241</b>

## Q6 What is your age? (optional)

Answered: 239 Skipped: 2

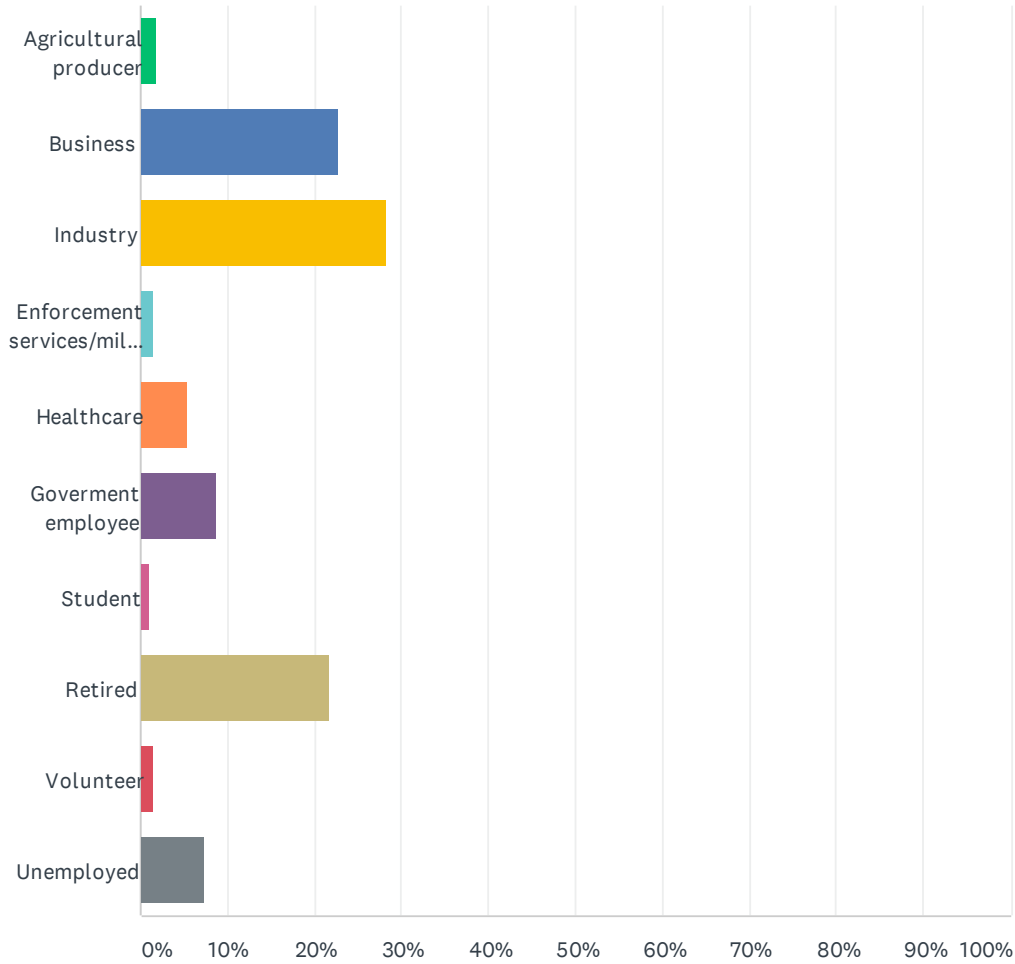


ANSWER CHOICES	RESPONSES	
17 or younger	0.84%	2
18 to 24	2.93%	7
25 to 34	19.67%	47
35 to 54	41.84%	100
55 or older	31.80%	76
I'd rather not say	2.93%	7
<b>TOTAL</b>		<b>239</b>



## Q7 What is your occupation? (optional)

Answered: 206 Skipped: 35



ANSWER CHOICES	RESPONSES	
Agricultural producer	1.94%	4
Business	22.82%	47
Industry	28.16%	58
Enforcement services/military	1.46%	3
Healthcare	5.34%	11
Government employee	8.74%	18
Student	0.97%	2
Retired	21.84%	45
Volunteer	1.46%	3
Unemployed	7.28%	15
<b>TOTAL</b>		<b>206</b>