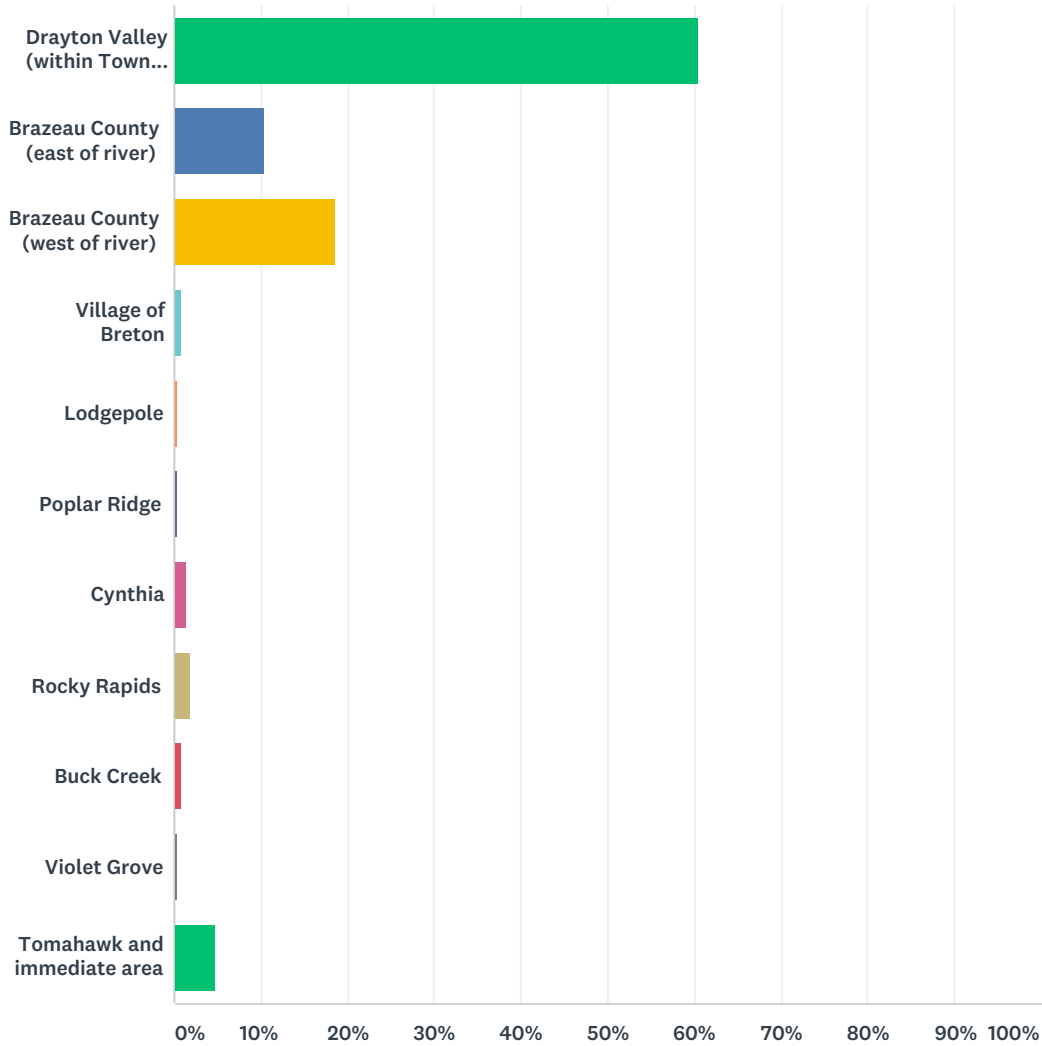


# Q1 Where do you live?

Answered: 270 Skipped: 0



ANSWER CHOICES	RESPONSES	
Drayton Valley (within Town limits)	60.37%	163
Brazeau County (east of river)	10.37%	28
Brazeau County (west of river)	18.52%	50
Village of Breton	0.74%	2
Lodgepole	0.37%	1
Poplar Ridge	0.37%	1
Cynthia	1.48%	4
Rocky Rapids	1.85%	5
Buck Creek	0.74%	2
Violet Grove	0.37%	1

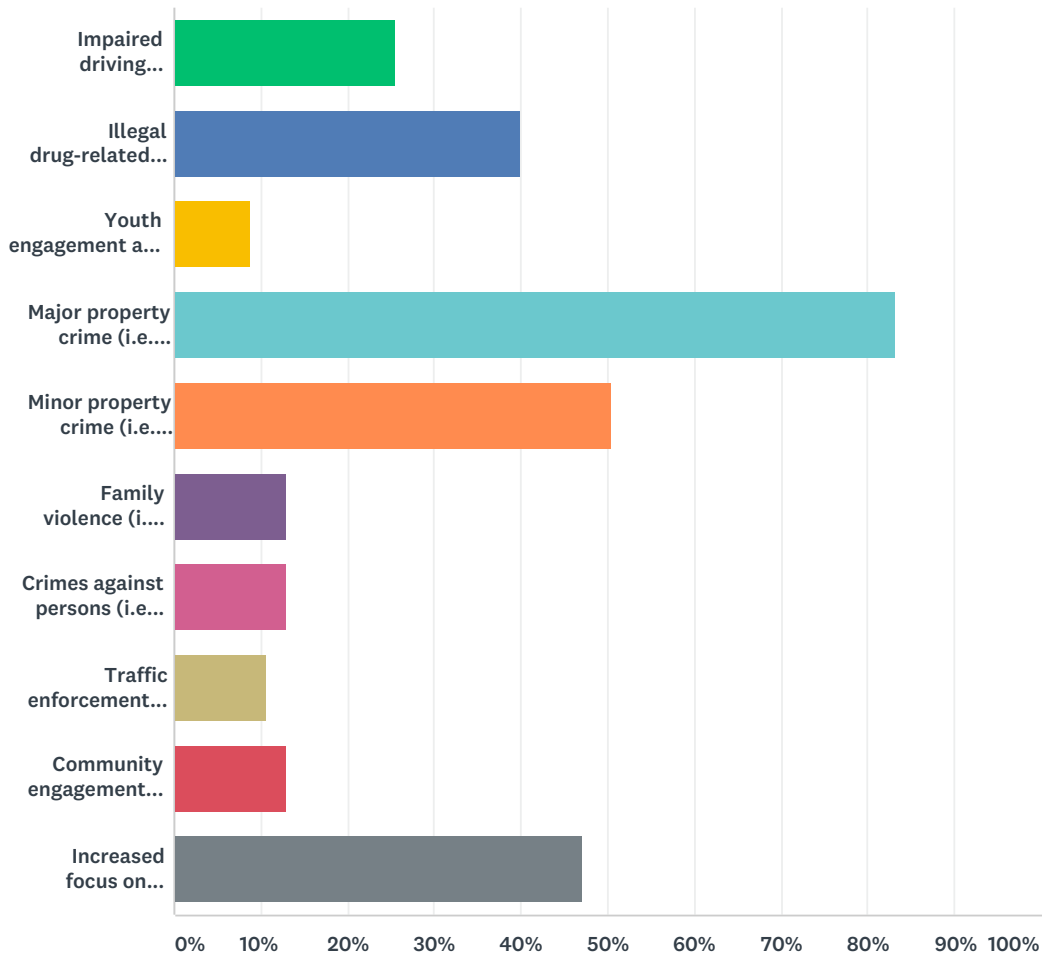
## 2019 RCMP Policing Priorities

---

Tomahawk and immediate area	4.81%	13
TOTAL		270

Q2 Please select three (3) policing priorities from the below list that you believe should be top policing priorities for Drayton Valley and Breton RCMP in 2019, in addition to responding to calls for service.

Answered: 270 Skipped: 0



ANSWER CHOICES	RESPONSES	
Impaired driving (drugs/alcohol)	25.56%	69
Illegal drug-related offences (i.e. possession and trafficking)	40.00%	108
Youth engagement and development (i.e. community school resource officer)	8.89%	24
Major property crime (i.e. break and enters, theft of motor vehicles and theft over \$5,000)	83.33%	225
Minor property crime (i.e. vandalism, theft from motor vehicles and theft under \$5,000)	50.37%	136
Family violence (i.e. domestic abuse and threats)	12.96%	35
Crimes against persons (i.e. assaults and threats)	12.96%	35
Traffic enforcement (i.e. aggressive driving and distracted driving)	10.74%	29
Community engagement (i.e. community crime watch and alternative patrols like bike, boat and ATV)	12.96%	35
Increased focus on prolific offenders	47.04%	127

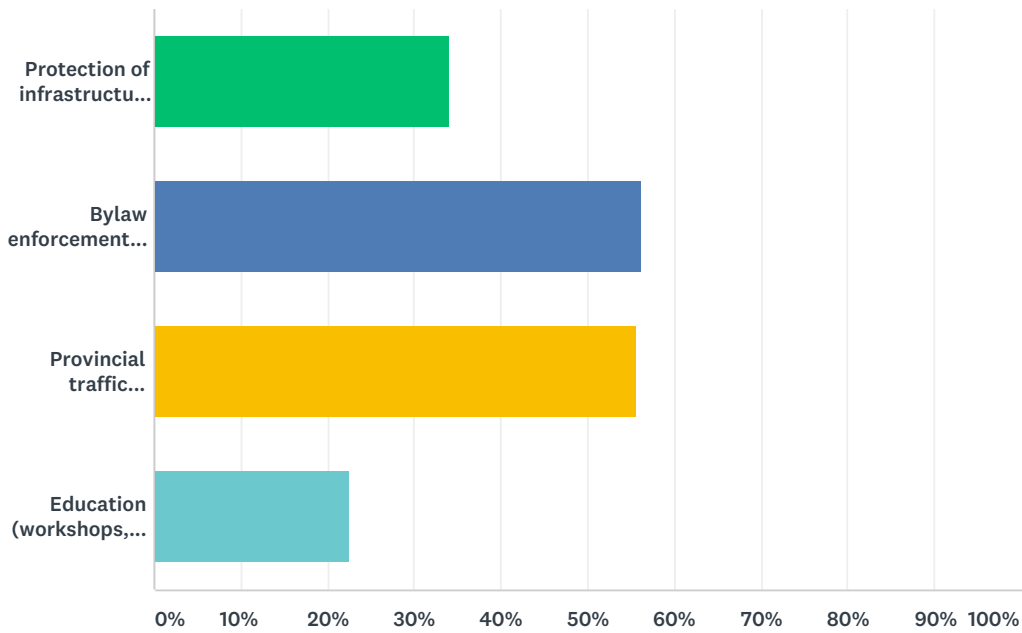
Total Respondents: 270

**Q3 The RCMP and represented municipalities welcome your feedback on policing priorities in your area. If you wish to provide any feedback, please write your comments below.**

Answered: 84 Skipped: 186

## Q4 Please select from the below list your priorities for Community Peace Officers

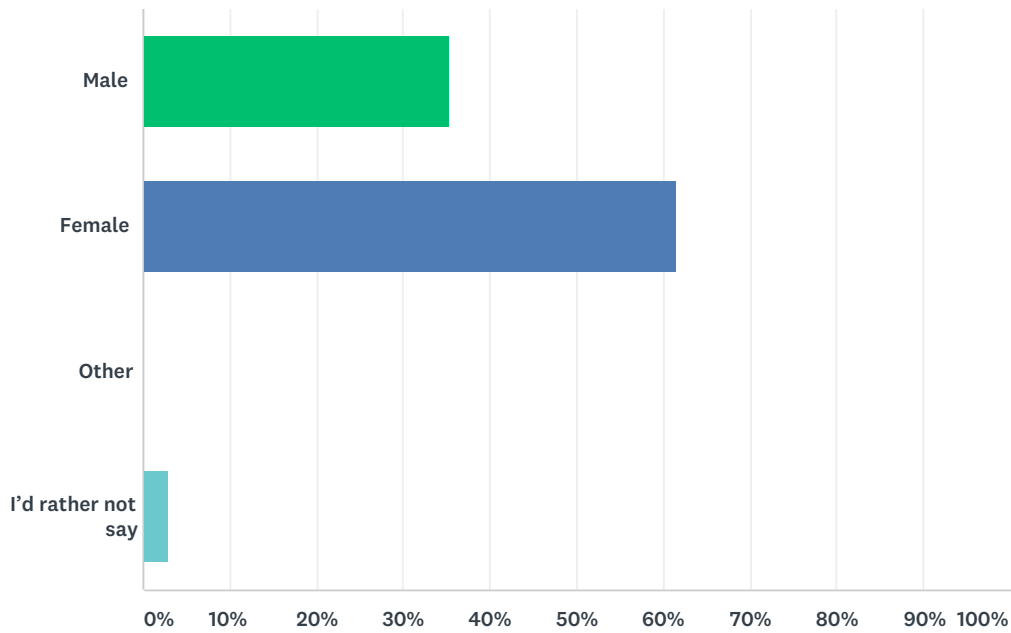
Answered: 270 Skipped: 0



ANSWER CHOICES	RESPONSES	
Protection of infrastructure (road ban enforcement, overweight vehicles, dangerous goods route)	34.07%	92
Bylaw enforcement (OHV Bylaw, Noise Bylaw, Animal Control Bylaw)	56.30%	152
Provincial traffic enforcement (speeding, distracted driving)/patrols	55.56%	150
Education (workshops, open houses, training courses)	22.59%	61
Total Respondents: 270		

### Q5 Please select the below category that best represents your gender? (optional)

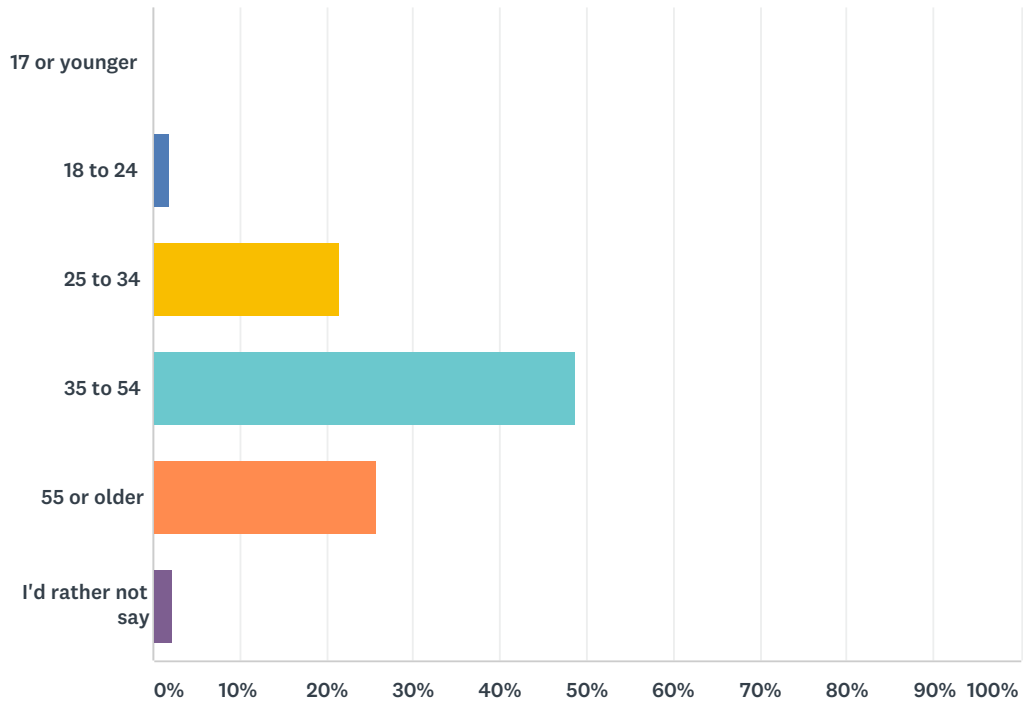
Answered: 268 Skipped: 2



ANSWER CHOICES	RESPONSES	
Male	35.45%	95
Female	61.57%	165
Other	0.00%	0
I'd rather not say	2.99%	8
<b>TOTAL</b>		<b>268</b>

## Q6 What is your age? (optional)

Answered: 265 Skipped: 5

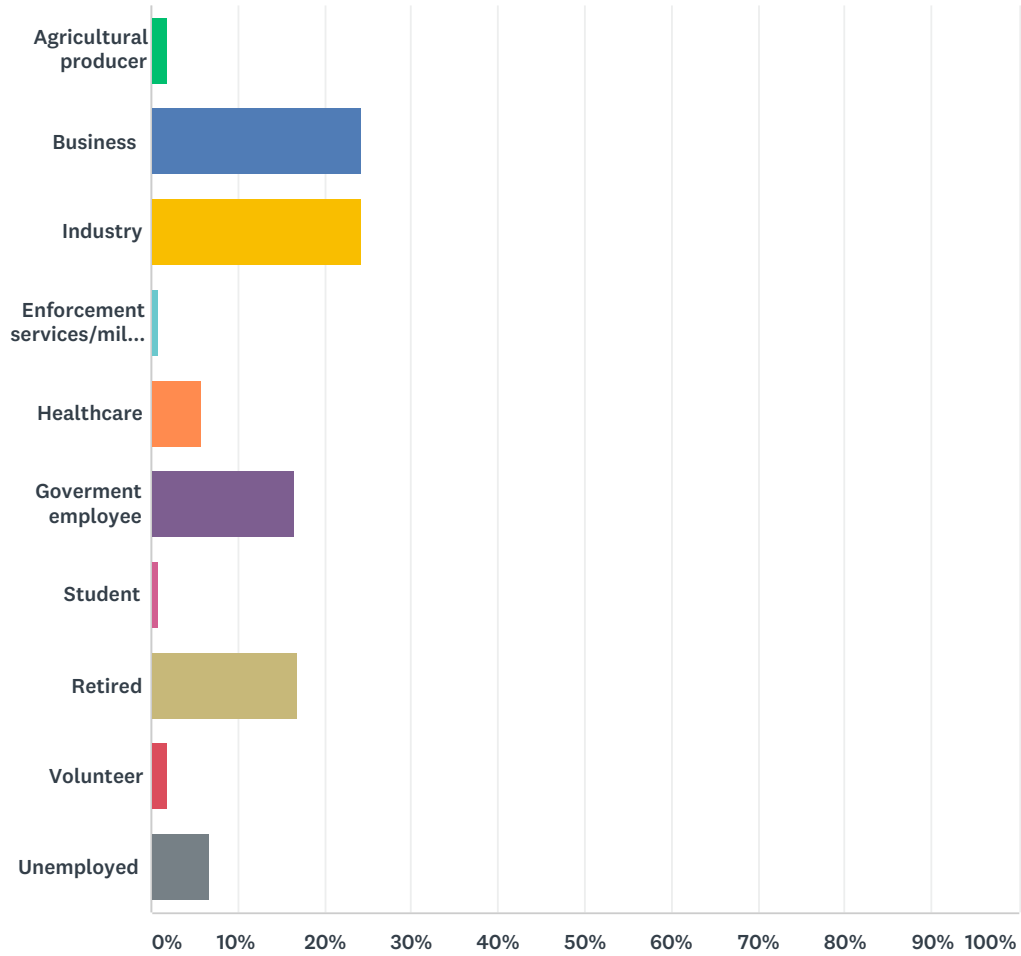


ANSWER CHOICES	RESPONSES	
17 or younger	0.00%	0
18 to 24	1.89%	5
25 to 34	21.51%	57
35 to 54	48.68%	129
55 or older	25.66%	68
I'd rather not say	2.26%	6
<b>TOTAL</b>		<b>265</b>



## Q7 What is your occupation? (optional)

Answered: 223 Skipped: 47



ANSWER CHOICES	RESPONSES	
Agricultural producer	1.79%	4
Business	24.22%	54
Industry	24.22%	54
Enforcement services/military	0.90%	2
Healthcare	5.83%	13
Government employee	16.59%	37
Student	0.90%	2
Retired	17.04%	38
Volunteer	1.79%	4
Unemployed	6.73%	15
<b>TOTAL</b>		<b>223</b>